

Fully Automated Hydrocarbon Analyzer

Series 9000 Analyzer

Accurate and Reliable Total Hydrocarbon Analysis
over a Broad Range of Concentrations

Continuous Monitoring of Total Hydrocarbon Content in Non-Condensing Gases

Applications

- Beverage Grade CO₂ Analysis
- Scrubber & Oxidizer Efficiency
- Carbon Bed Breakthrough Detection
- Contaminant Analysis in Pure/Ultra-Pure Inert Gases
- Well Logging
- Industrial Hygiene & Safety Monitoring
- Fenceline (Perimeter) Monitoring Around Industrial Sites
- LEL Monitoring

Features & Benefits

- Flame Ionization Detector
- Graphical Display with Easy to use Menu System
- Sleek Rack Mountable Profile
- Automatic Calibration at User-Defined Intervals
- Internal Multi-Point Sampling Option
- FlowGuard Electronic Control of Fuel, Air and Sample
- Electronic Back-Pressure Regulator with Sample Bypass System
- Discrete, multilevel concentration & fault alarms
- Programmable Analog Output Ranges
- Programmable Relays for Concentration, Alarms, Events and Diagnostics
- Automatic FID (Flame Ionization Detector) Ignition
- Automatic Shut-off of Sample, Fuel and Combustion Air
- Remote Operation via RS-232 and Ethernet
- 9000 Keeper Software allows for Remote Monitoring/Control



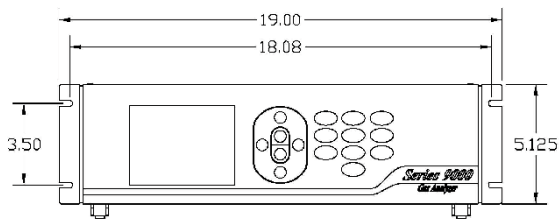
Continuous and Fully Automated Gas Analysis

The Baseline® Series 9000 Hydrocarbon Analyzer has a dynamic range from less than 10 ppb on the low range version and up to 100% as methane on the high range version. The analyzer has a generous complement of analog, digital and logic output capabilities.

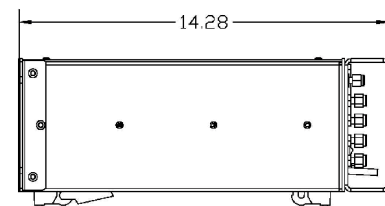
The detector used is a FID (Flame Ionization Detector) with FlowGuard electronic control that delivers a small part of the sample gas to the detector flame. During the combustion process, organic or hydrocarbon-based gases in the sample are ionized and then detected by the instrument and reported as a concentration.

The Series 9000 can be configured with internal components for single or multi-point analysis of non-condensing gas samples. The automatic calibration feature enhances the long-term analytical stability of the instrument. These features place the instrument well ahead of the competition in performance, automation and configurability.

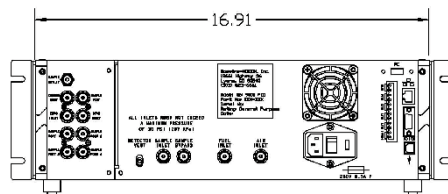
Detector	(FID) Flame Ionization Detector
Ranges	User definable based upon calibration within;
	MDQ 0.01ppm, Full-scale 1 - 200ppm (Methane)
	MDQ 0.1ppm, Full-scale 1 - 2,000ppm (Methane)
	MDQ 0.3ppm, Full-scale 1 -20,000ppm (Methane)
	MDQ 0.003%, Full-scale 0.01 - 100% (Methane)
Repeatability	+/- 1% Full-scale response
Drift	+/- 1% of full-scale over 24 hours
Response Time	< 5 seconds to 90% of final reading
Alarms	Multilevel concentration and fault alarms that result in audible and visual alarms. Alarms may also be mapped to relays to control external equipment
Sampling	Internal single or multi-point modules, for pre-filtered (<0.1 microns) non-condensing samples, with or without sample pump
Calibration	Programmable automatic or manual calibration
Support Gas	Hydrogen 35 cc/min, Air 175 cc/min (typical). Hydrocarbon content must be less than 1 ppm. Fuel blend options available, consult Baseline®
Power	90 – 230 VAC, 50/60Hz, 3A
Relay Outputs	5 programmable form A relays rated to 3A @ 230V AC (optional additional 9 relay output board)
Analog Outputs	1 programmable 0-20mA or 4-20mA isolated output (optional additional 3 analog output board)
Digital Outputs	RS-232, Ethernet



Front View



Side View



Back View

Dimensions are displayed in inches

Physical Characteristics

Dimensions	3u, 19.00" (48.3cm) W x 14.25" (36.2cm) D x 5.25" (13.3cm) H	Weight	< 20 lb (9.07kg)
Configuration	Bench-top or rack-mount 19" (48.3cm) panel	Operating Temperature	32 - 104 °F (0 - 40 °C)
Connections	1/4" (6.35mm) tube fitting connectors	Operating Humidity	0 - 95% (non-condensing)



P.O. Box 649, 19661 Highway 36 • Lyons, CO 80540

P: 1.800.321.4665 • 1.303.823.6661

F: 303.823.5151

E: info@baselineindustries.com

www.baselineinc.com